

MYSTERY MOTIVATOR INTERVENTION



An evidence based
method to promote
homework completion

Created by Mr Caleb Yek

Senior SEN Officer

WHAT IS A MYSTERY MOTIVATOR?



- Mystery Motivators are **incentive systems** designed to deliver random rewards for appropriate behaviours.



WHY USE MYSTERY MOTIVATORS?


- (a) It is a reinforcement strategy that uses **anticipation** and **surprise** to motivate children to engage in the desired behavior.
- (b) This approach decreases the possibility that children will sabotage the program because they do not like the selected reward; and
 - (a) because the rewards are a mystery, children are less likely to become disappointed and/or frustrated if they do not earn a desired item or activity



HOW TO PREPARE?

Step 1: Create a **motivation chart**: -









MYSTERY MOTIVATOR CHART 

Class/Student: _____ Week of: _____

BEHAVIOR GOALS:

1. _____
2. _____
3. _____

Monday	Tuesday	Wednesday	Thursday	Friday	Bonus
					

[\(Click to download a sample\)](#)

HOW TO PREPARE?

Step 2: **Select 1-3 behaviors** that you wish to reduce or increase and write out definitions for each in the motivation chart (e.g. *“To complete all homework given by teachers for the day”*).

Step 3: Decide on the **minimum behavioral criteria** that the child must meet in order to earn a chance to unveil the Mystery Motivator Chart (e.g. *all homework turned in; fewer than 2 teacher reminders to pay attention during reading group*)



HOW TO PREPARE?


Step 4: Decide how frequently you want your child to be able to earn a reward (a good rule of thumb is to start with a frequency of **3-4 times per week** and then to reduce the frequency as child's behaviors improve)



HOW TO PREPARE?







Step 5: Next, **randomly** select as many days of the week on the chart as you plan to reward (e.g. 3-4 times). For each day that you select on the chart, draw a **star** or a **symbol** to signify a reward.



MYSTERY MOTIVATOR CHART 

Class/Student: _____ Week of: _____

BEHAVIOR GOALS: 1. _____
2. _____
3. _____

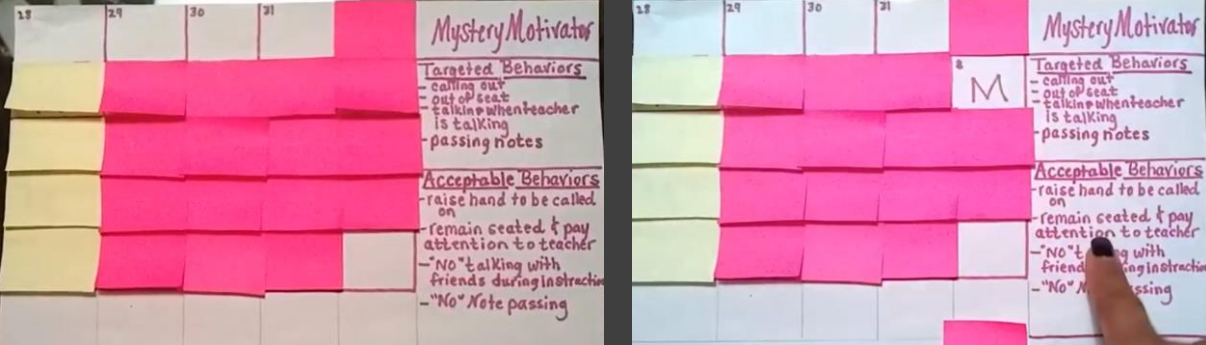
Monday	Tuesday	Wednesday	Thursday	Friday	Bonus
					



HOW TO IMPLEMENT?

- 1.) **Introduce** the mystery motivator to your child. Explain that he/she will have the chance to earn rewards for good behavior or homework completion.
- 2.) **Review the behaviors** that you have selected with your child (e.g. to complete ALL homework from teachers for the day).
- 3.) Introduce the **Mystery Motivator Chart**. Tell him/her that they can earn a chance to **remove** the post-it on the current day to uncover a possible reward-but only if they first are able to show the appropriate behaviors.





LET'S GET STARTED!

- 1.) **Start** the Mystery Motivator intervention. At the end of the daily monitoring period, **inform** your child whether they have earned the chance to reveal in the *mystery of the day*. Let the child reveal the box for the current day.
- 2.) If the **star** or special symbol **appears**, the child can **select** a prize from the prize menu or be awarded with an agreed activity.
- 3.) If the box is **blank**, **congratulate** and **praise** child for their good behaviors. Let them know that they will have another chance to try the Mystery Motivator Chart the next day.



(Optional)

4.) At the end of each week, determine whether the child has met criteria to reveal what is in the **Bonus Points box**. For example, if the child managed to reveal ALL the hidden symbols, he/she can reveal the Bonus Gift/Activity!



DEMONSTRATIONS

Click on the links below to see demonstrations of the intervention

- 1.) <https://youtu.be/kfejW5MzAlg>
- 2.) <https://youtu.be/G7-CLqOcjhQ>
- 3.) <https://youtu.be/bWbKqOsR5Uo>



REFERENCES

-
- Moore, L.A., Waguespack, A.M., Wickstrom, K.F., Witt, J.C., & Gaydon, G.R. (1994). Mystery Motivator: An effective and time efficient intervention. *School Psychology Review*, 23, 106-117.
 - Madaus, M. M. R., Kehle, T. J., Madaus, J., & Bray, M. A. (2003). Mystery Motivator as an intervention to promote homework completion and accuracy. *School Psychology International*, 24(4), 369–377.



THANK YOU